

Gain complete visibility, reduce software costs

\$315B software wasted by the end of 2023

- \$257B wasted software
- \$58B wasted SaaS

“


Organizations can save up to 30% in software costs within the first year of implementing a SAM solution

- Gartner



Why software investments go on waste?

- 1 Lack of visibility on licenses
- 2 Lack of visibility on the actual usage of software
- 3 Inefficient usage of licenses
- 4 Inaccurate forecasting of license procurement

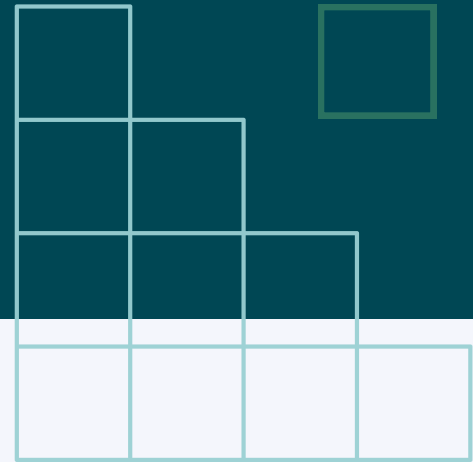


What is Software Asset Management?

The practice of managing and optimizing purchase, deployment, maintenance, utilization, and disposal of software applications.

Organizations often lack visibility and control of software license processes through their lifecycle

- What software do you own?
- Are you buying what you need?
- Are you using what you have?



What is Software License Management (SLM)?

- Brings visibility on your engineering software licenses
- integrates with a variety of license management servers in your environment
- Creates the common ground for reporting
- It acts as a single system of record
- Collects product usage data
- Supplies the data on
 - License consumption
 - Denials
 - Optimization opportunities
 - Potential savings



Future of SAM & SLM Two Solutions, One Platform

Optimization & Cost Savings

- | | |
|--|---------------------------------|
| 1 Reduce software & SaaS cost and risk | 2 Reduce hardware cost and risk |
| 3 Reduce IaaS & PaaS cost and risk | 4 Reduce app cost and risk |

Benefits of ServiceNow integration with OpenLM

- | | |
|---|---|
| 1 Centralized monitoring for all software applications and licenses | 2 Optimisation of expensive engineering software licenses |
| 3 Potential savings on expensive engineering software licenses | 4 SAM information integration for engineering software licenses |
| 5 Provides customized BI interface | |

Consumption



License inventory and purchased amounts

Aggregated concurrent license usage

Application sessions information

Users, Groups and Projects information

Detailed Denial events



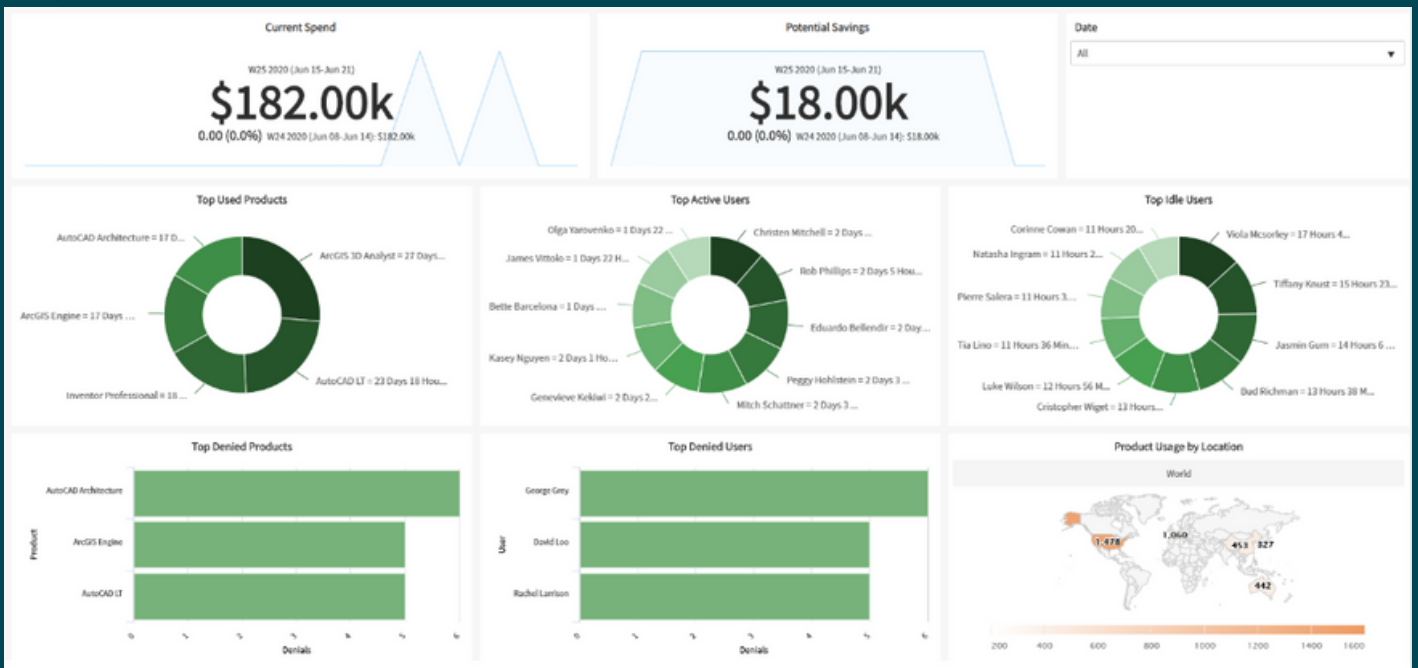
Engineering applications cost effectiveness

Aggregated engineering license spending

Detailed engineering license consumption

Notifications on different license events

Integrate with SAM information



[Watch The Video](#)

[Contact Us](#)

